

UNEXPECTED JESUS

Matthew 14–18

SERMONS

WHEN THE TRUTH HURTS

MATTHEW 14:1-12

A SERIES OF MIRACULOUS EVENTS

MATTHEW 14:13-36

CLEAN HANDS, DEFILED HEARTS

MATTHEW 15:1-20

CRUMBS OF GRACE

MATTHEW 15:21-39

THE DEMAND FOR A SIGN

MATTHEW 16:1-12

HOW TO FIND YOUR SELF

MATTHEW 16:13-28

A MOUNTAINTOP EXPERIENCE

MATTHEW 17:1-13

DEMONS, DOUBT AND TAXES

MATTHEW 17:14-27

LITTLE CHILDREN AND LOST SHEEP

MATTHEW 18:1-14

THE MATHEMATICS OF MERCY

MATTHEW 18:15-35

UNEXPECTED

JESUS

Matthew 14–18

In Matthew 14–18, the reactions to Jesus grow more divided, splitting communities into passionate believers and fierce sceptics. To some, He is the long-awaited Messiah, a beacon of hope for Israel. To others, especially the Pharisees, He is a dangerous disruptor who must be silenced. Yet the most startling truth is this: almost everyone misunderstands the true nature of Jesus' identity and mission. Even Peter, who boldly declares Jesus as the Messiah (Matthew 16:16), is shaken when Jesus reveals His unexpected path of suffering, death, and resurrection (Matthew 16:21). These chapters challenge us to rethink our assumptions about Jesus and invite us to follow the Unexpected Jesus with unwavering faith.

OVERVIEW OF MATTHEW

The Gospel of Matthew presents Jesus Christ as the long-promised Messiah, the fulfillment of Old Testament prophecy, and the King who inaugurates the kingdom of heaven. Rooted in a deep understanding of God's covenantal promises, Matthew emphasizes God's sovereign plan of redemption and Christ's role as the second Adam, the true Israel, and the ultimate mediator between God and His people.

RESOURCES

COMMENTARIES



Matthew – A Commentary
by Douglas O'Donnell



Overview of Matthew's Gospel – Down Under Theology (Spotify)

BOOKS



Surprised by Jesus: Subversive Grace in the Four Gospels – Dane Ortlund



Overview of Matthew's Gospel – Down Under Theology (Apple Podcasts)

VIDEOS



Gospel of Matthew Summary: A Complete Animated Overview (Part 1)



Bible Books in 30 Minutes – Matthew (Spotify)



Gospel of Matthew Summary: A Complete Animated Overview (Part 2)



Bible Books in 30 Minutes – Matthew (Apple Podcasts)

ARTICLES



Introduction to the Gospels and Acts: An Essay by Charles L. Quarles

BIBLE READING PLAN

WEEK 1

(FEB 10 - FEB 16)

Feb 10 (Mon):
Matthew 14:1-12

Feb 11 (Tue):
Matthew 14:13-21

Feb 12 (Wed):
Matthew 14:22-33

Feb 13 (Thu):
Matthew 14:34-36

Feb 14 (Fri):
Review Chapter 14

Feb 15 (Sat):
Reflection & Prayer

Feb 16 (Sun):
Sermon

WEEK 2

(FEB 17 - FEB 23)

Feb 17 (Mon):
Matthew 15:1-9

Feb 18 (Tue):
Matthew 15:10-20

Feb 19 (Wed):
Matthew 15:21-28

Feb 20 (Thu):
Matthew 15:29-39

Feb 21 (Fri):
Review Chapter 15

Feb 22 (Sat):
Reflection & Prayer

Feb 23 (Sun):
Sermon

WEEK 3

(FEB 24 - MAR 1)

Feb 24 (Mon):
Matthew 16:1-12

Feb 25 (Tue):
Matthew 16:13-20

Feb 26 (Wed):
Matthew 16:21-28

Feb 27 (Thu):
Review Chapter 16

Feb 28 (Fri):
Reflection & Prayer

Feb 29 (Sat):
Catch-up Day

Mar 1 (Sun):
Sermon

WEEK 4

(MAR 2 - MAR 8)

Mar 2 (Mon):
Matthew 17:1-13

Mar 3 (Tue):
Matthew 17:14-21

Mar 4 (Wed):
Matthew 17:22-23

Mar 5 (Thu):
Matthew 17:24-27

Mar 6 (Fri):
Review Chapter 17

Mar 7 (Sat):
Reflection & Prayer

Mar 8 (Sun):
Sermon

WEEK 5

(MAR 9 - MAR 15)

Mar 9 (Mon):
Matthew 18:1-5

Mar 10 (Tue):
Matthew 18:6-9

Mar 11 (Wed):
Matthew 18:10-14

Mar 12 (Thu):
Matthew 18:15-20

Mar 13 (Fri):
Matthew 18:21-35

Mar 14 (Sat):
Review Chapter 18

HOW TO USE THIS GUIDE

This guide is not meant to replace the Sunday sermon but is designed to help you apply the Biblical teaching given on a Sunday in your Life Groups. We don't want our Life Groups to feel like another 'mini-sermon', but rather to be places where we learn to obey what God says in Christian community. You can find our latest sermons here <https://oasischurch.com.au/audio/>

CHURCH SERVICES

Keep this guide with your Bible and bring it with you to church. There is space for you to take down notes during the sermon as well.

LIFE GROUP

Use this guide during life Group each week. There are Life Group questions for each sermon in the series, and space to write down prayer points that come from the discussion that week or prayer requests from the members of your group.

PERSONAL DEVOTIONS

Although this guide is primarily designed for Life Groups, it can also be used in personal devotions. After you have heard the sermon preached on the Sunday, go through this guide and use it to apply what you have learnt. It may be more natural to go through these questions with your family. There are also leader's guides available that give additional information to aid leaders in arriving at Biblical answers. Leaders use these to help them lead the group but you may find one beneficial in your personal devotions. If you would like a copy of a leader's guide please email ben@oasischurch.com.au

GUIDELINES FOR DISCUSSION

Your group needs to be a safe place for all people to share and to enter the discussion. This means, all members of the group need to follow a few guidelines:

WE LEAD WITH GRACE

We respond to one another in light of what Christ has done for us, understanding that we are all in need of His grace, compassion, and mercy.

WE TREAT EACH OTHER WITH RESPECT

We can wrestle with ideas and disagree with one another without judgement, personal attack, or dismissal. We don't laugh at others when they've shared and no putdowns of any kind. These are the actions that make others withdraw and feel uneasy about sharing.

WE ARE HERE TO SUPPORT ONE ANOTHER, NOT 'FIX' ONE ANOTHER

Jesus does the 'fixing'. Give encouragement, speak truth, and point to Jesus. Don't try to solve or fix each other.

WE COMMIT TO CONFIDENTIALITY

What is said in the group should stay in the group unless permission is given to share it elsewhere. This is not to create a dysfunctional group that keeps unhealthy secrets. Instead, it is to create a culture of safety where everyone feels safe to share thoughts and feelings and knows that others will not find out.

WE DO NOT CROSSTALK

Crosstalk is a conversation during discussion time that leaves others out and can be hurtful. Each person should be free to express his or her feelings without interruptions.

Your group needs to agree with one another that you are committed to providing a safe place to be encouraged and challenged by the word of God and to let Him do a healing, sanctifying work in your lives.

If you have any concerns, you should speak to your group leader or get in contact with our Community Pastor, Ben Fien (ben@oasischurch.com.au).

Matthew 14:1-12

This image shows a single sheet of white paper with horizontal ruling lines. The lines are evenly spaced and run across the width of the page. There are no margins, text, or other markings on the paper.



WHEN THE TRUTH HURTS

Matthew 14:1-12

CONTEXT

In the preceding passage (Matthew 13:53-58) Jesus experienced opposition toward His ministry. In this study we are shown how Jesus' cousin, the prophet John the Baptist, also experienced hostility.

SHARE TOGETHER

Check in with each other. Discuss some or all of the following questions:

- What has God been teaching you lately?
- How has God been stretching you?
- Where have you seen God working in your life?

PRAY TOGETHER

Before you begin your discussion, spend time in prayer together. While catching up you may have identified some prayer points you should include. Be sure to pray that God makes you more like Jesus through this discussion.

1 Who would you say is a 'great' person? How would you define greatness?

READ MATTHEW 14:1-12

2 Name the characters in this story.

3 What do you know about John the Baptist? If needed, you can read Matthew 3:1-15 and Matthew 11:2-15.

More information: There are multiple 'Herods' in the Bible because it is the name of several rulers who formed a dynasty during this period of history. The 'Herod' in this story is Herod Antipas. Herod Antipas was petty and dependent on Rome. He was "the son of Herod the Great and ruled as tetrarch of Galilee and Perea from about 4 BC until he was banished for seeking the kingship in AD 39...." (CSB Study Bible)

4 Why was John put in prison and eventually killed by Herod?

5 Would you call John blessed? After giving your initial answer consider Jesus' words in Matthew 5:10.

6 Are you willing to face persecution for Jesus' sake? Share the reason for your answer.

7 What might it look like for you to stand for Jesus' sake in our day without being obnoxious or unnecessarily offensive?

8 What similarities are there between Jesus' ministry and John's ministry?

- 9 Jesus was also persecuted for righteousness' sake. He was the sinless one who was unjustly charged, tortured, publicly shamed and crucified as a criminal. Jesus stood for righteousness so that we might have access to His Kingdom, the Kingdom of Heaven. Discuss what Jesus did for you and share how it moves you.

LIVE IT OUT

- 10 Is there something you can do to courageously align yourself with Jesus' Kingdom, even if it means hostility against you? Share with the group and pray for each other.

Matthew 14:13-36

This image shows a single sheet of white paper with horizontal ruling lines. The lines are evenly spaced and run across the width of the page. There are no margins or other markings on the paper.

This image shows a single sheet of white paper with horizontal ruling lines. The lines are evenly spaced and run across the width of the page. There are no margins, text, or other markings on the paper.

A SERIES OF MIRACULOUS EVENTS

Matthew 14:13-36

CONTEXT

Jesus has just heard about the unjust beheading of his cousin John in the previous passage. The passage of this Bible study opens up with Jesus seeking to get away and be alone (Matthew 14:13).

SHARE TOGETHER

Check in with each other. Discuss some or all of the following questions:

- What has God been teaching you lately?
- How has God been stretching you?
- Where have you seen God working in your life?

PRAY TOGETHER

Before you begin your discussion, spend time in prayer together. While catching up you may have identified some prayer points you should include. Be sure to pray that God makes you more like Jesus through this discussion.

- 1 Some mental health groups use the acronym HALT (hungry, angry, lonely, tired) to identify states where people are more likely to make negative choices. Do you find this to be true personally? Why or why not?

READ MATTHEW 14:13-16

- 2 Why did Jesus withdraw to be alone?

- 3 How do you think Jesus was feeling at this time?

- 4 What does Jesus' response to the crowds in verse 14 tell us about his heart?

- 5 How does Jesus' attitude towards the crowds compare with the disciples' attitude?

6 Does Jesus' response to the neediness of others during His own time of need affect you in any way? How?

READ MATTHEW 14:17-21

7 God's people are provided with bread in a remote and solitary place. Does this remind you of any other stories in Israel's history?

8 If this event is parallel to the manna in Exodus, what does this tell us about the identity of Jesus who is providing the bread?

9 Think back to our series in 2 Kings last year. Elisha did a similar miracle in his ministry. Share if you remember what it is. Otherwise read about it together in 2 Kings 4:42-44.

10 If Jesus is doing something similar here what does this tell us about his identity?

READ MATTHEW 14:22-23

- 11** Jesus still found time to be alone in prayer with the Father later. If Jesus needed time to be alone in prayer, how much more do we! Are you cultivating this practice in your life? If so, share the blessing of intentional time in prayer. If not, how could you begin to spend time alone with God in prayer?

READ MATTHEW 14:24-33

- 12** Who in the Old Testament has power over the sea? Consider Job 9:8; Psalm 77:19 and Psalm 107:23–32. What does this tell you about Jesus' identity?


- 13** In verse 27, Jesus says, 'It is I'. A literal translation of the Greek here would have Jesus saying, 'I AM'. What does this tell you about Jesus' identity?

LIVE IT OUT

- 14** Share if you have found anything compelling, convicting or challenging in this discussion.
- 15** How can you apply what you've learnt? Is there something God is moving you to do, something He is moving you to repent of, or a belief He wants to change?

Matthew 15:1-20

This image shows a single sheet of white paper with horizontal ruling lines. The lines are evenly spaced and run across the width of the page. There are no margins, text, or other markings on the paper.



CLEAN HANDS, DEFILED HEARTS

Matthew 15:1-20

DISCOVER THE TEXT STUDY

GUIDE FOR LEADERS

Read passage out together (2-3 minutes)

Give the group time to read and make notes as individuals (7-15 minutes, depending on how long and difficult the passage is)

Discussion (30-40 minutes)

REMEMBER

The win is for people to get deep in the Word, not for every answer to be heard or for all 7 questions to be answered. The questions are merely meant to provide the foundation/starting point for discussion about the Bible.

SHARE TOGETHER

Check in with each other. Discuss some or all of the following questions:

- What has God been teaching you lately?
- How has God been stretching you?
- Where have you seen God working in your life?

PRAY TOGETHER

Before you begin your discussion, spend time in prayer together. While catching up you may have identified some prayer points you should include. Be sure to pray that God makes you more like Jesus through this discussion.

This image shows a single sheet of white paper with horizontal blue or grey ruling lines. The lines are evenly spaced and run across the width of the page. There are approximately 20 lines visible. The paper has a slight shadow on its right side, suggesting it's resting on a surface.

This image shows a single sheet of white paper with horizontal ruling lines. The lines are evenly spaced and run across the width of the page. There are no margins, text, or other markings on the paper.

3 What questions (if any) do you have about the passage or what aren't you sure about?

This image shows a single sheet of white paper with horizontal blue or grey ruling lines. The lines are evenly spaced and run across the width of the page. There are approximately 20 lines visible. The paper has a slight shadow on the right side, suggesting it's resting on a surface.

4 What do you think is the main point of the passage?

[illegible]

5 What are some ways that the passage could be applied to our lives?

6 State a heresy which this passage disproves (for example, “John 3:16 teaches us whoever believes in Jesus WILL NOT have eternal life”).

7 How does this passage point toward Jesus, remind us of our need for Jesus, or tell us about Jesus (In John 5:37-40 and other passages we learn that the whole Bible points to Jesus)?

Matthew 15:21-39

This image shows a single sheet of white paper with horizontal ruling lines. The lines are evenly spaced and run across the width of the page. There are no margins, text, or other markings on the paper.

This image shows a single sheet of white paper with horizontal ruling lines. The lines are evenly spaced and run across the width of the page. There are no margins, text, or other markings on the paper.

CRUMBS OF GRACE

Matthew 15:21-39

DISCOVER THE TEXT STUDY

GUIDE FOR LEADERS

Read passage out together (2-3 minutes)

Give the group time to read and make notes as individuals (7-15 minutes, depending on how long and difficult the passage is)

Discussion (30-40 minutes)

REMEMBER

The win is for people to get deep in the Word, not for every answer to be heard or for all 7 questions to be answered. The questions are merely meant to provide the foundation/starting point for discussion about the Bible.

SHARE TOGETHER

Check in with each other. Discuss some or all of the following questions:

- What has God been teaching you lately?
- How has God been stretching you?
- Where have you seen God working in your life?

PRAY TOGETHER

Before you begin your discussion, spend time in prayer together. While catching up you may have identified some prayer points you should include. Be sure to pray that God makes you more like Jesus through this discussion.

Can you find, or think of, any interesting context of the passage? (what comes before and after, or what is the historical situation etc.)

[illegible]

What do you notice or what interests you in the passage (e.g. key words, repetition, surprising statements, images, connections with other parts of the Bible)?

This image shows a single sheet of white paper with horizontal blue or grey ruling lines. The lines are evenly spaced and run across the width of the page. There are approximately 20 lines visible. The paper has a slight shadow on the right side, suggesting it's resting on a surface.

3 What questions (if any) do you have about the passage or what aren't you sure about?

This image shows a single sheet of white paper with horizontal blue or grey ruling lines. The lines are evenly spaced and run across the width of the page. There are approximately 20 lines visible. The paper has a slight shadow on its right side, suggesting it's resting on a surface.

4 What do you think is the main point of the passage?

This image shows a single sheet of white paper with horizontal ruling lines. The lines are evenly spaced and run across the width of the page. There are no margins, text, or other markings on the paper.


5 What are some ways that the passage could be applied to our lives?

6 State a heresy which this passage disproves (for example, “John 3:16 teaches us whoever believes in Jesus WILL NOT have eternal life”).

7 How does this passage point toward Jesus, remind us of our need for Jesus, or tell us about Jesus (In John 5:37-40 and other passages we learn that the whole Bible points to Jesus)?

THE DEMAND FOR A SIGN

Matthew 16:1-12



THE DEMAND FOR A SIGN

Matthew 16:1-12

CONTEXT

In the previous passage, Jesus performed an incredible sign, miraculously feeding thousands. In this study's passage, the Pharisees and Sadducees ask for more signs and the disciples seem to forget how easily Jesus can provide for their basic needs.

SHARE TOGETHER

Check in with each other. Discuss some or all of the following questions:

- What has God been teaching you lately?
- How has God been stretching you?
- Where have you seen God working in your life?

PRAY TOGETHER

Before you begin your discussion, spend time in prayer together. While catching up you may have identified some prayer points you should include. Be sure to pray that God makes you more like Jesus through this discussion.

READ MATTHEW 16:1-4

- 1 Have you ever had to prove your trustworthiness? How did it make you feel?

- 2 In verse 1 it says that the Pharisees and Sadducees ‘tested’ Jesus. The Greek word behind ‘tested’ has come up twice before this in Matthew 4:1 and 4:3. What do you think is the significance of this?

- 3 Jesus has talked about the sign of Jonah before in Matthew’s Gospel. Can you explain what he means? If you need help, go back and read Matthew 12:38-42.

- 4 Why is ‘putting God to the test’ such a bad thing?

- 5 Do you think there is a difference between honest questions of God and cynically testing God?

READ MATTHEW 16:5-12

- 6 In verses 5-8, Jesus symbolically uses 'yeast' (a substance that makes dough rise) to teach a lesson. The disciples miss the point by thinking Jesus is talking about literal yeast. Does it comfort you that the Apostles, the leaders of the church and writers of New Testament books, were slow to understand?

- 7 What is Jesus' point in verses 8-10?

8 Verses 11-12 spell out what Jesus is warning them about. Jesus is warning his disciples about the teaching of the Pharisees and Sadducees. The Pharisees and Sadducees disagreed on many points of doctrine, so what do you think Jesus is concerned about?

9 In what ways do you think we are in danger of this 'yeast' in the modern-day church?

LIVE IT OUT

10 How can you practice humble, child-like faith in Jesus this week? How can you more fully trust Him and rely on His Word if you've taken a more doubtful position in the past?

Matthew 16:13-28

This image shows a single sheet of white paper with horizontal ruling lines. The lines are evenly spaced and run across the width of the page. There are no margins or other markings on the paper.

This image shows a single sheet of white paper with horizontal ruling lines. The lines are evenly spaced and run across the width of the page. There are no margins, text, or other markings on the paper.

HOW TO FIND YOUR SELF

Matthew 16:13-28

CONTEXT

In the previous passage, the Pharisees and Sadducees asked for more signs and the disciples seemed to forget how easily Jesus can provide for their basic needs. In this study's passage, Jesus reveals his identity as the Messiah, affirmed by Peter's confession. He predicts his suffering, death, and resurrection, rebuking Peter for misunderstanding his mission. Jesus calls his disciples to deny themselves, take up their cross, and follow him, emphasising true discipleship.

SHARE TOGETHER

Check in with each other. Discuss some or all of the following questions:

- What has God been teaching you lately?
- How has God been stretching you?
- Where have you seen God working in your life?

PRAY TOGETHER

Before you begin your discussion, spend time in prayer together. While catching up you may have identified some prayer points you should include. Be sure to pray that God makes you more like Jesus through this discussion.

1 Who is Jesus? What are some common answers to this question from those in your life (non-believing family, colleagues, friends, etc.)?

2 Why does the answer to this question matter more than anything else?

READ MATTHEW 16:13-20

3 Why did people think Jesus might have been a historical figure come back to life?

4 What does it mean for Jesus to be “the Messiah, the Son of the living God” (v.16)?

5 How was this revealed to Peter, and now to us?

READ MATTHEW 16:21-28

6 What does Jesus' rebuke to Peter in verse 23 say about the place of the cross in God's plan?


7 What does it mean for someone to "take up his cross"?

8 Why do we struggle with this?

- 9 What are some specific areas in your life where you need to deny yourself in order to take up your cross and follow Jesus? How might those in your Life Group be able to support you in this?

Matthew 17:1-13

This image shows a single sheet of white paper with horizontal blue or grey ruling lines. The lines are evenly spaced and run across the width of the page. There are no margins, text, or other markings on the paper.



A MOUNTAINTOP EXPERIENCE

Matthew 17:1-13

DISCOVER THE TEXT STUDY

GUIDE FOR LEADERS

Read passage out together (2-3 minutes)

Give the group time to read and make notes as individuals (7-15 minutes, depending on how long and difficult the passage is)

Discussion (30-40 minutes)

REMEMBER

The win is for people to get deep in the Word, not for every answer to be heard or for all 7 questions to be answered. The questions are merely meant to provide the foundation/starting point for discussion about the Bible.

SHARE TOGETHER

Check in with each other. Discuss some or all of the following questions:

- What has God been teaching you lately?
- How has God been stretching you?
- Where have you seen God working in your life?

PRAY TOGETHER

Before you begin your discussion, spend time in prayer together. While catching up you may have identified some prayer points you should include. Be sure to pray that God makes you more like Jesus through this discussion.

This image shows a single sheet of white paper with horizontal ruling lines. The lines are evenly spaced and run across the width of the page. There are no margins, text, or other markings on the paper.

This image shows a single sheet of white paper with horizontal ruling lines. The lines are evenly spaced and run across the width of the page. There are no margins, text, or other markings on the paper.

3 What questions (if any) do you have about the passage or what aren't you sure about?

This image shows a single sheet of white paper with horizontal ruling lines. The lines are evenly spaced and run across the width of the page. There are no margins, text, or other markings on the paper.

4 What do you think is the main point of the passage?

This image shows a single sheet of white paper with horizontal ruling lines. The lines are evenly spaced and run across the width of the page. There are no margins or other markings on the paper.

5 What are some ways that the passage could be applied to our lives?

6 State a heresy which this passage disproves (for example, “John 3:16 teaches us whoever believes in Jesus WILL NOT have eternal life”).

7 How does this passage point toward Jesus, remind us of our need for Jesus, or tell us about Jesus (In John 5:37-40 and other passages we learn that the whole Bible points to Jesus)?

This image shows a single sheet of white paper with horizontal ruling lines. The lines are evenly spaced and run across the width of the page. There are no margins, text, or other markings on the paper.

DEMONS, DOUBT AND TAXES

Matthew 17:14-27

DISCOVER THE TEXT STUDY

GUIDE FOR LEADERS

Read passage out together (2-3 minutes)

Give the group time to read and make notes as individuals (7-15 minutes, depending on how long and difficult the passage is)

Discussion (30-40 minutes)

REMEMBER

The win is for people to get deep in the Word, not for every answer to be heard or for all 7 questions to be answered. The questions are merely meant to provide the foundation/starting point for discussion about the Bible.

SHARE TOGETHER

Check in with each other. Discuss some or all of the following questions:

- What has God been teaching you lately?
- How has God been stretching you?
- Where have you seen God working in your life?

PRAY TOGETHER

Before you begin your discussion, spend time in prayer together. While catching up you may have identified some prayer points you should include. Be sure to pray that God makes you more like Jesus through this discussion.

This image shows a single sheet of white paper with horizontal ruling lines. The lines are evenly spaced and run across the width of the page. There are no margins, text, or other markings on the paper.

This image shows a single sheet of white paper with horizontal ruling lines. The lines are evenly spaced and run across the width of the page. There are no margins, text, or other markings on the paper.

3 What questions (if any) do you have about the passage or what aren't you sure about?

[illegible]

4 What do you think is the main point of the passage?

[illegible]

5 What are some ways that the passage could be applied to our lives?

6 State a heresy which this passage disproves (for example, “John 3:16 teaches us whoever believes in Jesus WILL NOT have eternal life”).

7 How does this passage point toward Jesus, remind us of our need for Jesus, or tell us about Jesus (In John 5:37-40 and other passages we learn that the whole Bible points to Jesus)?

Matthew 18:1-14

This image shows a single sheet of white paper with horizontal ruling lines. The lines are evenly spaced and run across the width of the page. There are no margins, text, or other markings on the paper.

This image shows a single sheet of white paper with horizontal ruling lines. The lines are evenly spaced and run across the width of the page. There are no margins, text, or other markings on the paper.

LITTLE CHILDREN AND LOST SHEEP

Matthew 18:1-14

CONTEXT

In the previous section, we see Jesus identify with us in our suffering in order to bring us salvation from sin; he predicts his death for a second time; and he displays humility in paying the temple tax, despite being one who is greater than the temple. In Matthew 18:1-14 Jesus teaches his disciples a lesson in child-like humility, highlighting this character trait as essential for being a Christian. He then proceeds to outline what life within the church ought to look like. In this passage, we look at the first half – that we should protect one another and love one another. The second half will be covered in Week 10.

SHARE TOGETHER

Check in with each other. Discuss some or all of the following questions:

- What has God been teaching you lately?
- How has God been stretching you?
- Where have you seen God working in your life?

PRAY TOGETHER

Before you begin your discussion, spend time in prayer together. While catching up you may have identified some prayer points you should include. Be sure to pray that God makes you more like Jesus through this discussion.

- 1 How does a child display humility in ways that adults might struggle to replicate?

READ MATTHEW 18:1-5

- 2 What is the difference between having child-like faith and being immature in your faith?
- 3 Why does Jesus say that having child-like faith is a requirement to enter the kingdom of heaven?
- 4 How does the requirement of humility in verses 1-4 compare with our culture's view of greatness?

READ MATTHEW 18:6-9

- 5 Who does this passage tell us to protect?
- 6 How much does personal holiness matter?
- 7 Theologian John Owen said, “Be killing sin or it will be killing you”. Do you agree or disagree with him? Why?

READ MATTHEW 18:10-14

- 8 What does this passage tell us about how we should treat one another?

9 How might God's example challenge us to live differently?

LIVE IT OUT


10 What might it look like for you to live with a child-like, humble faith?

11 What area/s in your life need to be put to death for the sake of godly holiness?

12 How can you welcome others like God has welcomed you? What is stopping you from doing so?

Matthew 18:15-35

This image shows a single sheet of white paper with horizontal ruling lines. The lines are evenly spaced and run across the width of the page. There are no margins or other markings on the paper.



THE MATHEMATICS OF MERCY

Matthew 18:15-35

CONTEXT

This passage cuts in halfway through Jesus outlining what life within the church ought to look like – how believers should interact with one another. In the earlier sections of this chapter, Jesus teaches how we ought to protect and love one another, and then in the remainder of the passage, he teaches how we ought to restore and forgive one another.

SHARE TOGETHER

Check in with each other. Discuss some or all of the following questions:

- What has God been teaching you lately?
- How has God been stretching you?
- Where have you seen God working in your life?

PRAY TOGETHER

Before you begin your discussion, spend time in prayer together. While catching up you may have identified some prayer points you should include. Be sure to pray that God makes you more like Jesus through this discussion.

READ MATTHEW 18:15-20

- 1 What is the purpose (or ultimate goal) of holding brothers and sisters accountable?
- 2 What steps does Jesus say we should take in holding someone accountable?
- 3 According to the passage, on whose authority is church discipline carried out? And why is this important?
- 4 What should or should not be matters of church discipline?
- 5 Given the context, what do you think verse 20 means?

READ MATTHEW 18:21-35

- 6 How would you describe the grace shown by the king towards the servant in Jesus' parable?
- 7 How does our debt to God compare with the servant's debt to the king?
- 8 Based on the parable that Jesus tells, how would you define what forgiveness is and what it is not?

LIVE IT OUT

- 9 If you are not showing grace to others, how might that be an indication that you are not being shaped by the gospel?

10 Are you harbouring any bitterness or unforgiveness toward someone else? If yes, what do you need to do about it?

11 How can you more clearly express the love of the Father to the church around you?

12 For personal reflection, are you causing, leading, or enabling a brother or sister to sin?



OASIS
CHURCH